



PAINTED OR URETHANE - SAME PRICE!

14' BUILDING PRICES EFFECTIVE MAY 2025



SIDE LOFTED BARN

SLB	Price	36 Months	48 Months	60 Months
14x20	\$9,995	\$462.73	\$392.89	\$370.19
14x22	\$10,995	\$509.03	\$432.19	\$407.22
14x24	\$11,355	\$525.69	\$446.34	\$420.56
14x26	\$12,595	\$583.10	\$495.09	\$466.48
14x28	\$12,995	\$601.62	\$510.81	\$481.30
14x30	\$14,095	\$652.55	\$554.05	\$522.04
14x32	\$14,555	\$673.84	\$572.13	\$539.07
14x34	\$15,395	\$712.73	\$605.15	\$570.19
14x36	\$15,695	\$726.62	\$616.94	\$581.30
14x38	\$16,795	\$777.55	\$660.18	\$622.04
14x40	\$17,195	\$796.06	\$675.90	\$636.85

LOFTED BARN



LB	Price	36 Months	48 Months	60 Months
14x20	\$9,705	\$449.31	\$381.49	\$359.44
14x22	\$10,795	\$499.77	\$424.33	\$399.81
14x24	\$11,115	\$514.58	\$436.91	\$411.67
14x26	\$12,355	\$571.99	\$485.65	\$457.59
14x28	\$12,775	\$591.44	\$502.16	\$473.15
14x30	\$13,845	\$640.97	\$544.22	\$512.78
14x32	\$14,295	\$661.81	\$561.91	\$529.44
14x34	\$15,115	\$699.77	\$594.14	\$559.81
14x36	\$15,415	\$713.66	\$605.94	\$570.93
14x38	\$16,525	\$765.05	\$649.57	\$612.04
14x40	\$16,895	\$782.18	\$664.11	\$625.74

GARAGE



G	Price	36 Months	48 Months	60 Months
14x20	\$11,025	\$510.42	\$433.37	\$408.33
14x22	\$12,055	\$558.10	\$473.86	\$446.48
14x24	\$12,395	\$573.84	\$487.22	\$459.07
14x26	\$13,495	\$624.77	\$530.46	\$499.81
14x28	\$13,845	\$640.97	\$544.22	\$512.78
14x30	\$15,055	\$696.99	\$591.78	\$557.59
14x32	\$15,455	\$715.51	\$607.51	\$572.41
14x34	\$16,435	\$760.88	\$646.03	\$608.70
14x36	\$16,795	\$777.55	\$660.18	\$622.04
14x38	\$17,965	\$831.71	\$706.17	\$665.37
14x40	\$18,355	\$849.77	\$721.50	\$679.81

*14X24 & UP COMES STANDARD WITH DOUBLE FLOORS



CABIN

C	Price	36 Months	48 Months	60 Months
14x20	\$10,475	\$484.95	\$411.75	\$387.96
14x22	\$11,295	\$522.92	\$443.99	\$418.33
14x24	\$11,565	\$535.42	\$454.60	\$428.33
14x26	\$12,615	\$584.03	\$495.87	\$467.22
14x28	\$12,955	\$599.77	\$509.24	\$479.81
14x30	\$14,095	\$652.55	\$554.05	\$522.04
14x32	\$14,355	\$664.58	\$564.27	\$531.67
14x34	\$15,295	\$708.10	\$601.22	\$566.48
14x36	\$15,595	\$721.99	\$613.01	\$577.59
14x38	\$16,695	\$772.92	\$656.25	\$618.33
14x40	\$17,095	\$791.44	\$671.97	\$633.15



LOFTED BARN CABIN

LBC	Price	36 Months	48 Months	60 Months
14x20	\$11,295	\$522.92	\$443.99	\$418.33
14x22	\$12,395	\$573.84	\$487.22	\$459.07
14x24	\$12,795	\$592.36	\$502.95	\$473.89
14x26	\$14,095	\$652.55	\$554.05	\$522.04
14x28	\$14,495	\$671.06	\$569.77	\$536.85
14x30	\$15,595	\$721.99	\$613.01	\$577.59
14x32	\$15,895	\$735.88	\$624.80	\$588.70
14x34	\$16,795	\$777.55	\$660.18	\$622.04
14x36	\$17,095	\$791.44	\$671.97	\$633.15
14x38	\$18,195	\$842.36	\$715.21	\$673.89
14x40	\$18,595	\$860.88	\$730.94	\$688.70



LOFTED BARN GARAGE

LGB	Price	36 Months	48 Months	60 Months
14x20	\$11,855	\$548.84	\$466.00	\$439.07
14x22	\$13,195	\$610.88	\$518.67	\$488.70
14x24	\$13,635	\$631.25	\$535.97	\$505.00
14x26	\$14,845	\$687.27	\$583.53	\$549.81
14x28	\$15,235	\$705.32	\$598.86	\$564.26
14x30	\$16,495	\$763.66	\$648.39	\$610.93
14x32	\$16,995	\$786.81	\$668.04	\$629.44
14x34	\$17,995	\$833.10	\$707.35	\$666.48
14x36	\$18,235	\$844.21	\$716.78	\$675.37
14x38	\$19,435	\$899.77	\$763.95	\$719.81
14x40	\$19,835	\$918.29	\$779.68	\$734.63

*14X24 & UP COMES STANDARD WITH DOUBLE FLOORS

DELUXE SIDE CABIN



DSC	Price	36 Months	48 Months	60 Months
14x24	\$12,135	\$561.81	\$477.00	\$449.44
14x26	\$13,165	\$609.49	\$517.49	\$487.59
14x28	\$13,505	\$625.23	\$530.86	\$500.19
14x30	\$14,625	\$677.08	\$574.88	\$541.67
14x32	\$14,995	\$694.21	\$589.43	\$555.37
14x34	\$15,935	\$737.73	\$626.38	\$590.19
14x36	\$16,235	\$751.62	\$638.17	\$601.30
14x38	\$17,355	\$803.47	\$682.19	\$642.78
14x40	\$17,695	\$819.21	\$695.56	\$655.37

SIDE LOFTED BARN CABIN



SLBC	Price	36 Months	48 Months	60 Months
14x20	\$11,595	\$536.81	\$455.78	\$429.44
14x22	\$12,895	\$596.99	\$506.88	\$477.59
14x24	\$13,095	\$606.25	\$514.74	\$485.00
14x26	\$14,395	\$666.44	\$565.84	\$533.15
14x28	\$14,795	\$684.95	\$581.56	\$547.96
14x30	\$15,895	\$735.88	\$624.80	\$588.70
14x32	\$16,195	\$749.77	\$636.60	\$599.81
14x34	\$17,095	\$791.44	\$671.97	\$633.15
14x36	\$17,395	\$805.32	\$683.77	\$644.26
14x38	\$18,495	\$856.25	\$727.00	\$685.00
14x40	\$18,895	\$874.77	\$742.73	\$699.81



DELUXE SIDE LOFTED BARN CABIN

DSLBC	Price	36 Months	48 Months	60 Months
14x24	\$13,195	\$610.88	\$518.67	\$488.70
14x26	\$14,545	\$673.38	\$571.74	\$538.70
14x28	\$14,995	\$694.21	\$589.43	\$555.37
14x30	\$15,955	\$738.66	\$627.16	\$590.93
14x32	\$16,275	\$753.47	\$639.74	\$602.78
14x34	\$17,335	\$802.55	\$681.41	\$642.04
14x36	\$17,675	\$818.29	\$694.77	\$654.63
14x38	\$18,775	\$869.21	\$738.01	\$695.37
14x40	\$19,145	\$886.34	\$752.56	\$709.07

*ALL PRICES SUBJECT TO CHANGE WITHOUT NOTICE.


FREE DELIVERY & SETUP!*

*Within a 50 mile radius of dealer - 14' wide buildings will require a delivery fee

See Back for Details

**Ask a Dealer
about upgrading
your building!**

Electrical Packages



**Premium
Options**

RADIANT BARRIER Roofing & Siding



**MOISTURE
BARRIER**



**RAMP
KITS**

IMPORTANT DELIVERY INFORMATION

DELIVERY AND SPACE REQUIREMENTS - FLORIDA

Weather King Portable Buildings provides delivery of the buildings we sell. Delivery will go smoothly when proper arrangements are made in advance. Free delivery and set-up only include one (1) trip to the specified delivery location located within 50 odometer miles from the nearest Weather King Sales Center. Set-up includes leveling the portable building with treated wood blocks provided by the delivery driver. We recommend 4" x 16" x 16" solid concrete cap blocks to be available on site for the driver to use at the time of delivery. (4" x 8" x 16" solid concrete cap blocks can be used, but they should be set side-by-side to form a 16-inch square pad.) Buildings are set on skids at grade with "treated wood shims" used to level the building. Drivers will not set a building above six (6) inches from ground level without extra cost. Wood or four (4) inch solid concrete cap blocks above six (6) inches in height may require extra time and material which the Customer must agree to pay directly to the driver at the time of delivery. 14' Wide Buildings will require a delivery fee to cover permit and pilot car fees. See your local dealer for delivery pricing on 14' wide buildings.

The driver will level the building when it is delivered initially. If the building settles after being loaded with belongings, this is not a warranty issue. **If the driver is needed to return to re-level the building that will be the responsibility of the customer.**

Any State or local requirement for ground ties or anchoring is the responsibility of the Customer.

There must be enough space for not only the building but also the truck and trailer. There are some things to consider for delivery of your building. The truck and trailer that will be delivering your building may exceed 75 feet in length and when loaded with your building may exceed 15.6 feet in height. Low ranch gates may cause issues for the driver when entering the property. Low power lines, telephone lines or cable lines must be considered for the delivery of the building also. Adequate clearances require a minimum of four (4) feet from any other structure or property line on any side of the portable building and overhead clearance equal to the height of the portable building plus five (5) feet.

If another trip is necessary to make delivery, the Customer will bear the entire cost of the subsequent delivery negotiated between the Customer and the Transportation Company. If the delivery is more than 50 odometer miles from the closest Weather King Sales Center, the customer hereby acknowledges responsibility to pay the delivery driver \$10.00 per mile - one way - for every additional odometer mile beyond the first 50 miles. Customer agrees to pay any additional delivery charge prior to the driver unloading the building.

Delivery personnel are not responsible for the trimming of trees, clearing brush or stumps or the removal of fences and gates or any other obstructions at the delivery site. Drivers are not responsible for moving or digging dirt at the delivery site. Please use conservative judgement when considering ditches and/or tight access routes/turns on rural access roads.



ASK DEALER FOR ADDITIONAL OPTIONS




36" Left Hand
In Swing Door
\$500



6' Roll-up Garage Door - \$625

8' or 9' Roll-up
Garage Door

\$650



Octagon
Gable Windows

\$200



2'x3' Double
Pane Window

\$200



36" 11-Lite Right
Hand In Swing Door
\$550




48" Wooden Door

\$150



18" x 29" Transom Windows

\$150



3'x3' Double
Pane Window

\$250




11-Lite In-Swing
French Doors (set)

\$750



72" Pair of
Wooden Doors

\$300



Shutters (set)

\$75



18"x24"
Gable Window

\$200

Shelving Available
for approximately **\$18** per linear
foot

**FREE DELIVERY
& FREE SETUP!**

*Within a 50 mile radius of dealer
* 14' wide buildings will require a delivery fee



BUY OR RENT TO OWN! NO CREDIT CHECK!

**NOT AVAILABLE IN ALL AREAS. CHECK WITH DEALER!!

www.weatherking.biz

© COPYRIGHT 2016 WEATHER KING PORTABLE BUILDINGS. FLORIDA